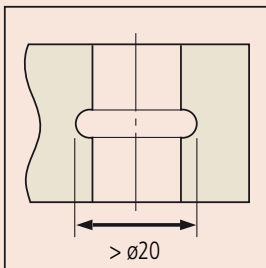
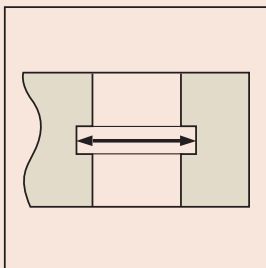


Specifications


Accuracy	Refer to the list of specifications
Graduation	0,05mm
Delivered	In a case




Inside Caliper

Series 536

- Specially designed for inside measurements in hard-to-reach places.



536-145



536-146
Point jaw type

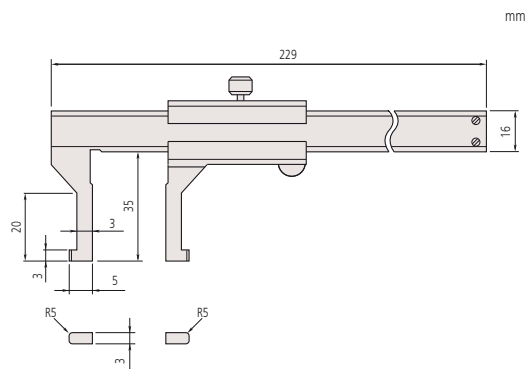
Metric

No.	Range [mm]	Accuracy	Mass [g]
536-145	10-150	±0,05 mm	130

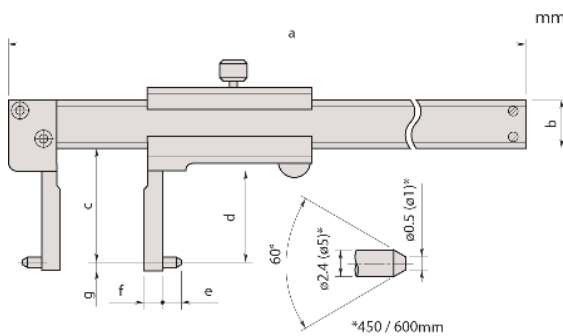
Metric

Point jaw type

No.	Range [mm]	Accuracy	a [mm]	b [mm]	c [mm]	d [mm]	e [mm]	f [mm]	g [mm]	Mass [g]
536-146	20-150	±0,05 mm	229	16	38	31	5	5	2	140
536-147	30-300	±0,08 mm	403	20	98	89	5	10	2	370
536-148	70-450	±0,1 mm	610	25	145	136	10	25	5	1250
536-149	70-600	±0,12 mm	750	25	145	136	10	25	5	1430



536-145



Point jaw type